

# **COHERENCE 1999/2012**

**Roma Casa dell'Aviatore, 14 dicembre 2012**

More than 100000  
Americans die every year

Lazarou et al. JAMA 1998; 279:1200-1205  
[www.lef.org/protocols/prtcls.../t-prtcl-165.html](http://www.lef.org/protocols/prtcls.../t-prtcl-165.html)

-

Drug *side effects* are the fourth leading cause of death in the United States. .... More than 100000 Americans die every year from prescription drug *side effects*. .... Indeed, in the 1998 JAMA study cited above, 76.2% of all *side effects* were ...

**SE SPARTA (AMERICA) PIANGE ,  
ATENE (EUROPA) NON RIDE**

# ABOUT THE MECHANISM OF ACTION OF DRUG

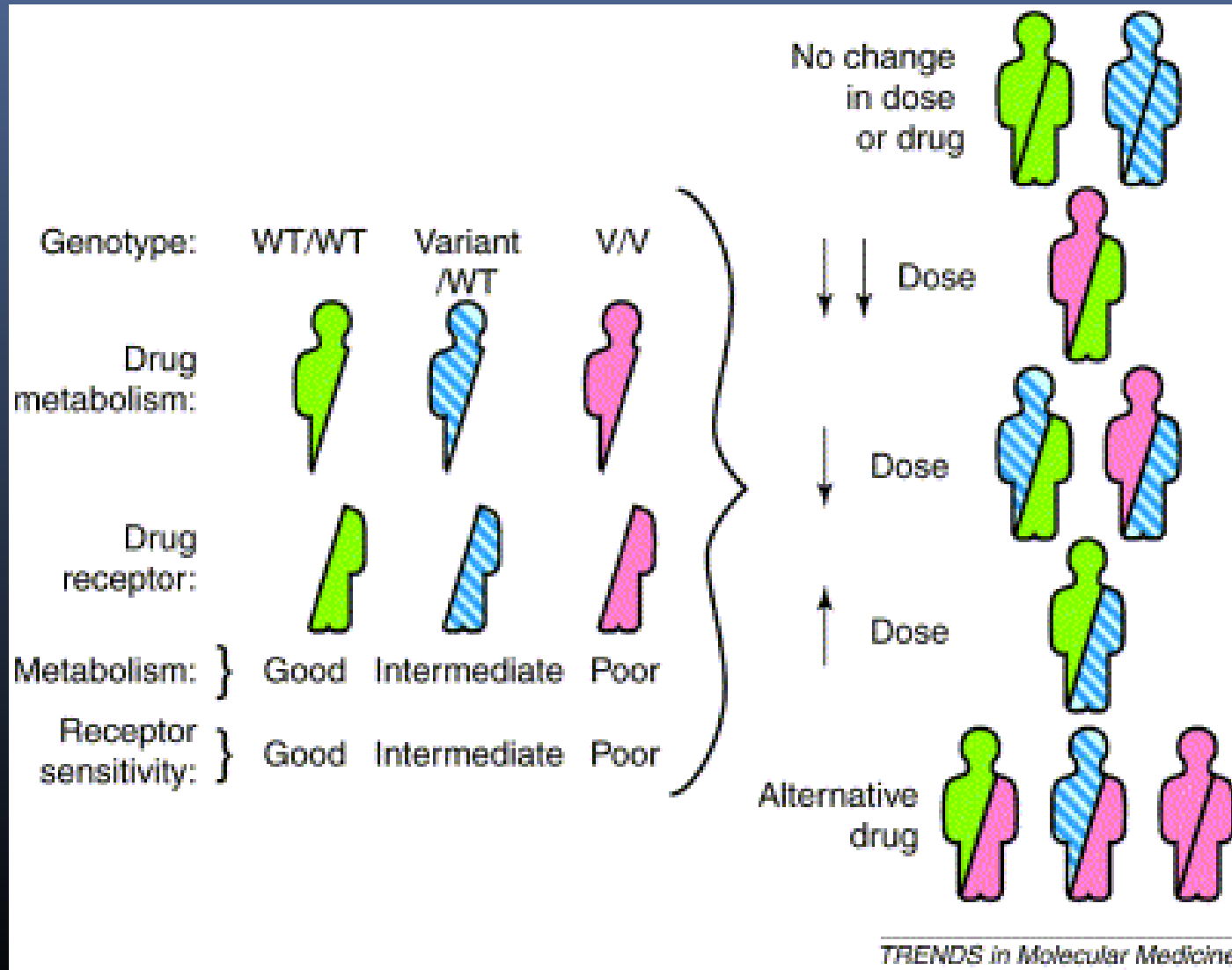
- **The magic bullet.**

A fundamental progress for understanding the relationship between a drug and the cell components has been achieved when the concept of “drug receptor” has been formulated. Paul Ehrlich (1845-1915) deserves the merit of having the insight that the effect of drugs could be understood against as the consequence of their chemical interaction with the tissue. To better explain this concept he proposed the suggestive definition of a <<magic bullet>> able to hit its specific target (the “receptor”) in the crowd of chemical components of the living organism.

# **Actual problems and controversial on drug intolerance**


- However the “magic bullet” is not always able to get the target. Frequently, in spite of the ceaseless progresses of pharmacology, adverse and intolerance against the drugs may occur and produce situations where a careful evaluation of the risk/benefit ratio of the use of the drug is mandatory. A fraction as the 70/75% of the disease induced by drugs cannot admit any explanation in terms of the usual immunological reactions, although those symptoms were induced by drugs which were well known allergens. In these cases the disease has been christened as “pseudo-allergy” or drug intolerance.. for it some solutions: **Pharmacogenomics or**

# TREATMENT MODIFICATIONS AND PATIENT GENOTYPES





# A QUANTUM-CHEMISTRY PHARMACOELECTRODYNAMICS INTERACTION FOR DRUG INTOLERANCE?

- In a nutshell, the appearance of electric voltage on the skin suggested that an electromagnetic (e.m.) and may be also a quantum mechanism could underlie these strange pseudo-allergies;
  - since these symptoms were the effects of drug, the
- 
- So the paradigm :
  - **It's the dose that make the drug**
- 

# The role of water as ferroelectric system in biology

An increasing number of data shows (also in many works presented in this congress) that water in liquid state is endowed with very peculiar properties and undergoes structures which may retain in a stable manner some conformation's information.

- Physicists (and also Preparata, Del Giudice, Trukhan, Zhadin) elaborated several theories about these structures, which deserve experimental checking.
- Anyway in the last century, researchers like Giorgio Piccardi, John Eccles, Jacques Benveniste have come to similar conclusions based on bio-quantum-chemistry experiments.

# HYPOTHETICAL MECHANISM OF BIOLOGICAL EFFECTS AT VERY LOW CONCENTRATION . OSCILLATING FIELDS AND INTERMOLECULAR COMMUNICATION

PRIVATE NOTE 1991 J.BENVENISTE

- If the active molecules are absent (or best present in such low number that they cannot induce a chemical response), we have to admit that the specific effect which we detect is of non-molecular origin.
- **The physical basis of this phenomenon is at present unknown.**



# ■ Molecular signalling

Jacques Benveniste 1991

- The question as to the nature of the intimate mechanism (s) of molecular signalling, which are fundamental to all of biology, is not only without response, but has not even posed.
- We propose that the essential molecular function: recognition (at distance?), interaction activation, secondary and tertiary structure, and conformational change (triggering, directing, stopping of movement in the new conformation....) are in fact, determinate by electromagnetic mechanism.

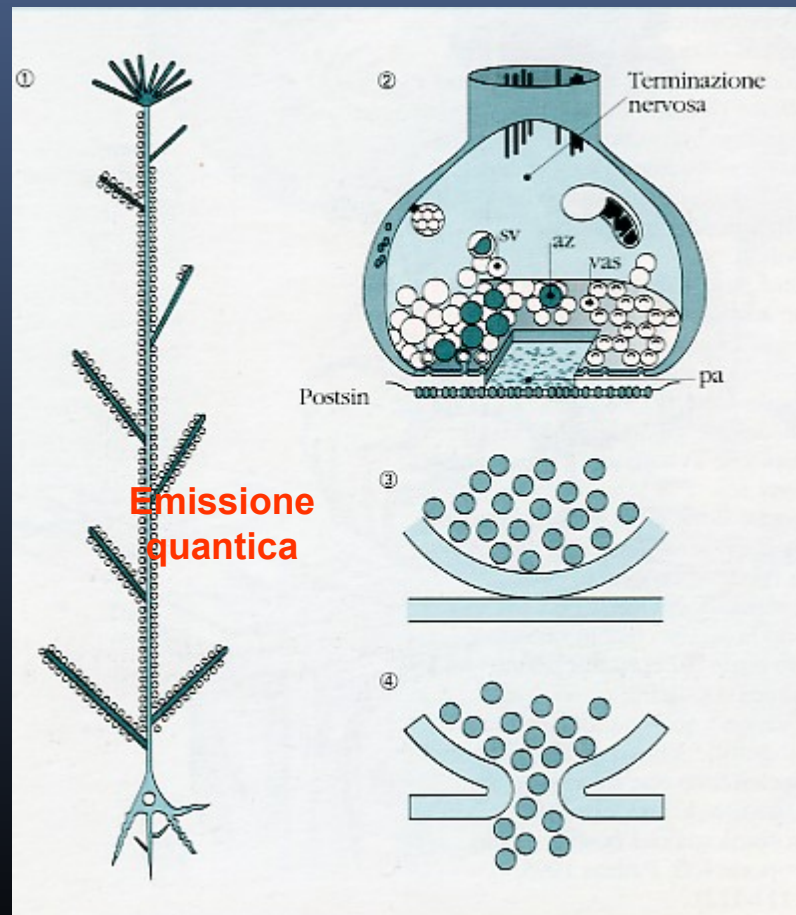
# Vacuum and Coherence in Nature

Webnar, 25 July 2007



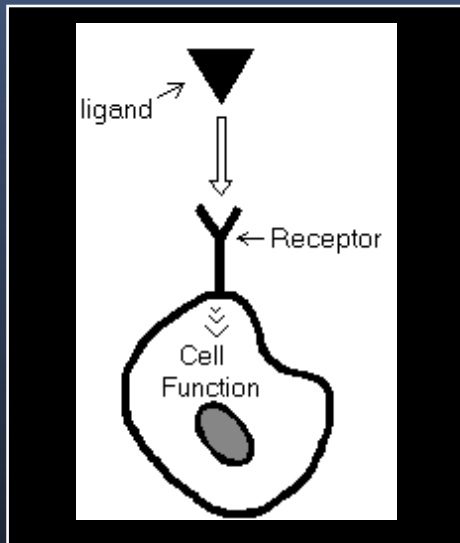
“The psyche coordinates excitation by means of quantum probability fields”

*Sir John Eccles*



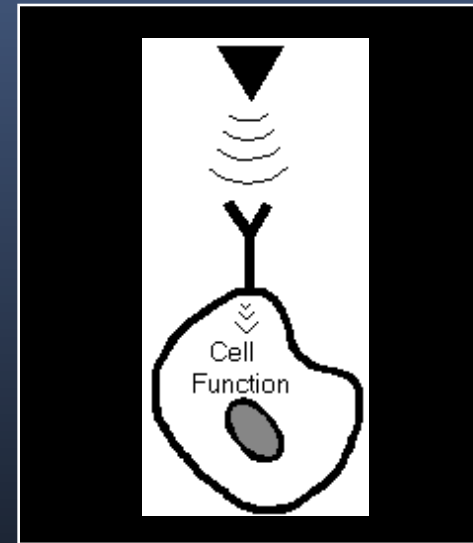
# Molecular signaling

## The Current Theory: "structural matching"



The 3D structure of ligand matches that of the receptor. Physical proximity induces receptor conformational changes which in turn triggers the cascade of events prompting cell function.

## The Benveniste Theory: "electromagnetic signals"



Proximity favors resonance of ligand-receptor specific EM signals. Resonance serves as an iperconductive mechanism for activation changes which occur at all steps of the cascade inducing cell function.

# Resonance Peak in the Current through the Solution (Zhadin Effect)

ZHADIN M.N., NOVIKOV V.V., BARNES F.S., PERGOLA N.F. (1998) *Combined action of static and alternating magnetic fields on ionic current in aqueous glutamic acid solutions.*

Bioelectromagnetics 19: 41-45.

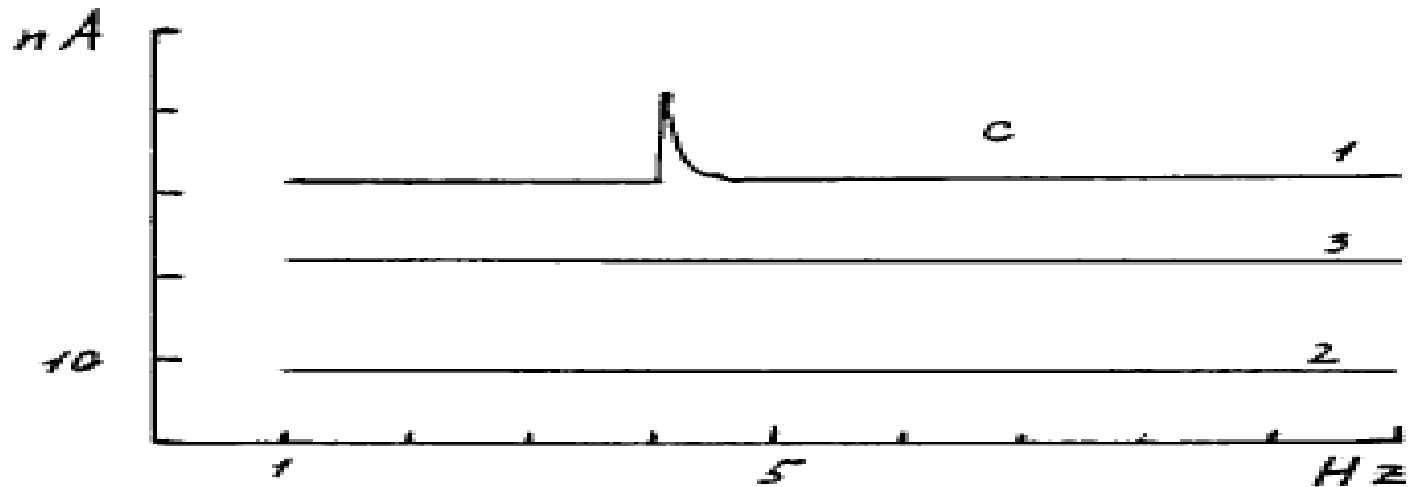


Fig. 2. Ionic current through aqueous glutamic acid (Glu) solution as a function of alternating magnetic field frequency at different values of static magnetic field. The alternating magnetic field frequency in Hz is plotted on the horizontal axis; the ionic current in nA is plotted on the vertical axis. The alternating field amplitude is  $0.025 \mu\text{T}$ ; a: static magnetic field  $B_0 = 20 \mu\text{T}$ ; b:  $B_0 = 30 \mu\text{T}$ ; c:  $B_0 = 40 \mu\text{T}$ ; 1: Glu solution with  $\text{pH} = 2.85$ ; 2: Glu solution with  $\text{pH} = 3.2$ ; 3: water with  $\text{pH} 2.85$ .

# International Journal of QUANTUM CHEMISTRY

## Abstract

Benveniste had observed that highly dilute (and even in the absence of physical molecules) biological agents still triggered relevant biological systems. Some of these experiments were reproduced in three other laboratories who cosigned the article, (Davenas et al., *Nature* 1988, 333, 816). Further works, [(*Medical Hypotheses* 2000, 54, 33), (*Rivista di Biologia/Biology Forum* 97, 2004, 169)], showed that molecular activity in more than 50 biochemical systems and even in bacteria could be induced by electromagnetic signals transferred through water solutes. The sources of the electromagnetic signals were recordings of specific biological activities. These results suggest that electromagnetic transmission of biochemical information can be stored in the electric dipole moments of water in close analogy to the manner in which magnetic moments store information on a computer disk. The electromagnetic transmission would enable in vivo transmissions of the specific molecular information between two functional biomolecules. In the present work, the physical nature of such biological information storage and retrieval in ordered quantum electromagnetic domains of water will be discussed. © 2009 Wiley Periodicals, Inc. Int J Quantum Chem, 2010  
<http://academic.research.microsoft.com/Publication/22164250/the-biophysical-basis-c>

A. Widom Y.N. Srivastava, V.I. Valenzi

# The Biophysical Basis of Water Memory: Entropy, Structure and Information in Water"

International Journal of Quantum Chemistry (Wiley and Sons), Published on line.May 19, 2009[DOI: 22140]

- **Conclusion:** We have only briefly indicated how electric and magnetic dipole moments carry entropy and thereby information in aqueous electrolytes. Storing information allows biological properties to depend on past histories of electric and magnetic dipole moments within the water solvent. Since electromagnetic waves from sources far removed from the information storage can nevertheless have effects on such memory, Such notions as information memory capacity and biological programs are quite common in describing polymer genome analysis. It should not be surprising that such concepts should be present in other types of biochemical systems. For example, the communication between human memory residing in the human brain and the environment which evokes such memory relies on information carried by nerve cells whose electrical signals critically depend on ionic conduction. Although we are far from working out the relevant ionic electrical connections in life forms more complicated than (say) a lobster,



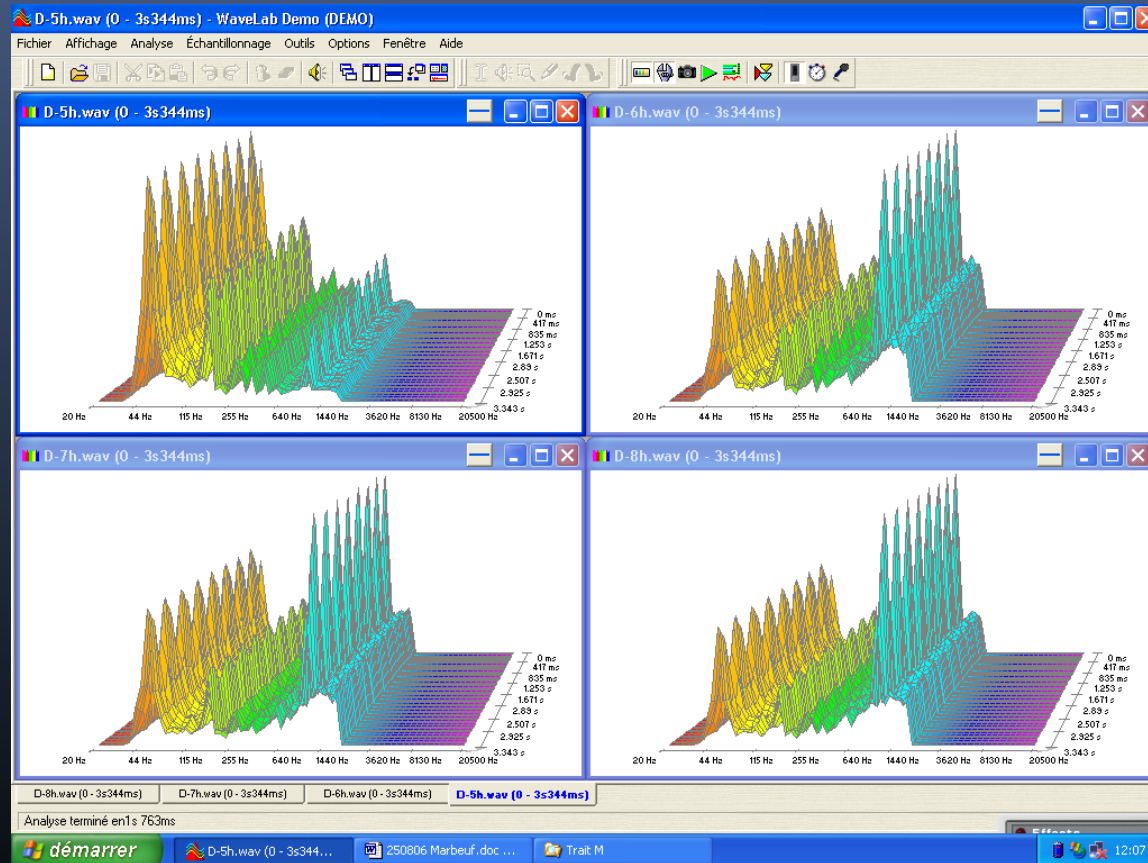
# Electromagnetic Signals Are Produced by Aqueous Nanostructures derived from Bacterial DNA Sequences

Luc MONTAGNIER<sup>1</sup>, Jamal AÏSSA<sup>1</sup>, Stéphane FERRIS<sup>1</sup>  
Jean-Luc MONTAGNIER<sup>1</sup>, Claude LAVALLÉE<sup>1</sup>

- **Abstract:** A novel property of DNA is described: the capacity of some bacterial DNA sequences to induce electromagnetic waves at high aqueous dilutions. It appears to be a resonance phenomenon triggered by the ambient electromagnetic background of very low frequency waves. The genomic DNA of most pathogenic bacteria contains sequences which are able to generate such signals. This opens the way to the development of highly sensitive detection system for chronic bacterial infections in human and animal diseases.
- **Key words:** DNA, electromagnetic signals, bacteria.



# Plasma from patient with Alzheimer Disease **EMS** (+) between 10-6 and 10-11

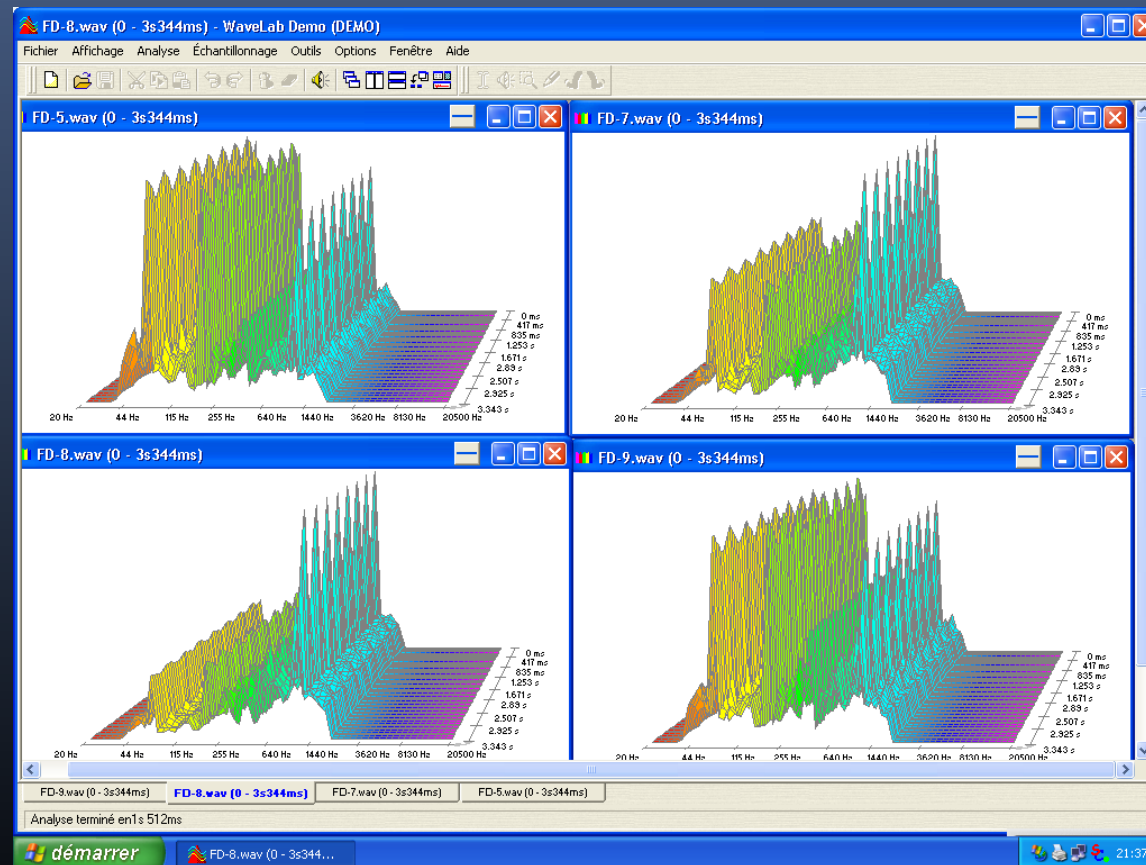


# The case of HIV/AIDS

(in collaboration with CIRBA, Ivory Coast)

African patients, generally infected with the A/G HIV1 subtype

(in vitro : CEM cells infected with HIV1 Lai)




# **The role of Molecular Signalling from bacteria nano fragment of DNA**

- While the signal from blood could be an clear instrumental data (virus of herpes is for example, a well know part of Human DNA in people with herpes infection), less clear appear the etiopathogenetic mechanism whit which very low em feld inside cell are able to produce disorder and illness.




# New scientific vision of chronic diseases

- Today something go to be more clear also thanks to work of Luc Montagnier et coll. from an experimental side and Allan Widom et coll. from theoretical side. Montagnier, continuing Benveniste research on bacteria signal from blood, show how nano-fragment of DNA of bacteria and virus emitting specific electromagnetic signal that could be used for diagnostic also of some chronic disease as Alzheimer, Rheumatoid
- 



# New scientific basis for diagnostics and therapy

- 
- This discovery seems explain some strange observation from bio resonance, its diagnostic activity, also in absence of traditional detection of virus or bacteria, and more the therapeutic effect of so-call inversion of frequency that seems able to care some viral and bacterial disease and also some chronically disease as SLA, RA, etc reported in some medical experiences of bioresonance therapy in the last 40 years

# **The role of Molecular Signalling from bacteria nano fragment of DNA**

While the signal from blood could be an clear instrumental data (virus of herpes is for example, a well know part of Human DNA in people with herpes infection), less clear appear the etiopathogenetic mechanism whit which very low em fïeld inside cell are able to produce disorder and illness.

- Also don't easy is understand how very low em fïeld are able to induce therapeutic effects...

# Anti-inflammatory effects of low-intensity extremely high-frequency electromagnetic radiation: frequency and power dependence

Gapeyev AB, Mikhailik EN, Chemeris NK. Bioelectromagnetics. 2008 Apr;29(3):197-206.

## • ABSTRACT

- Using a model of acute zymosan-induced footpad edema in NMRI mice, the frequency and power dependence of anti-inflammatory effect of low-intensity extremely high-frequency electromagnetic radiation (EHF EMR) was found. Single whole-body exposure of animals to EHF EMR at the intensity of 0.1 mW/cm<sup>2</sup> for 20 min at 1 h after zymosan injection reduced both the footpad edema and local hyperthermia on average by 20% at the frequencies of 42.2, 51.8, and 65 GHz. Some other frequencies from the frequency range of 37.5-70 GHz were less effective or not effective at all. At fixed frequency of 42.2 GHz and intensity of 0.1 mW/cm<sup>2</sup>, the effect had bell-shaped dependence on exposure duration with a maximum at 20-40 min. Reduction of intensity to 0.01 mW/cm<sup>2</sup> resulted in a change of the effect dependence on exposure duration to a linear one. Combined action of cyclooxygenase inhibitor sodium diclofenac and EHF EMR exposure caused a partial additive effect of decrease in footpad edema. Combined action of antihistamine clemastine and EHF EMR exposure caused a dose-dependent abolishment of the anti-inflammatory effect of EHF EMR. The results obtained suggest that arachidonic acid metabolites and histamine are involved in realization of anti-inflammatory effects of low-intensity

# *The Sensitive Bioelectrical System in Humans to em field*

- A possible model could be represented by SEP (Skin Electric Parameters) that measure the Ohm resistance in the chinese meridian see as circuits to variable resistance . On these circuits, em signal extern and intern to body, or quantum field, could be able to induce relevant modification of electric resistance as observed in some research on Meteoropathies in Spa Medicine, in pharmacoelectrodynamics ecc. It seems indeed that the Ohm Law and em signal and quantum field could have a key role in



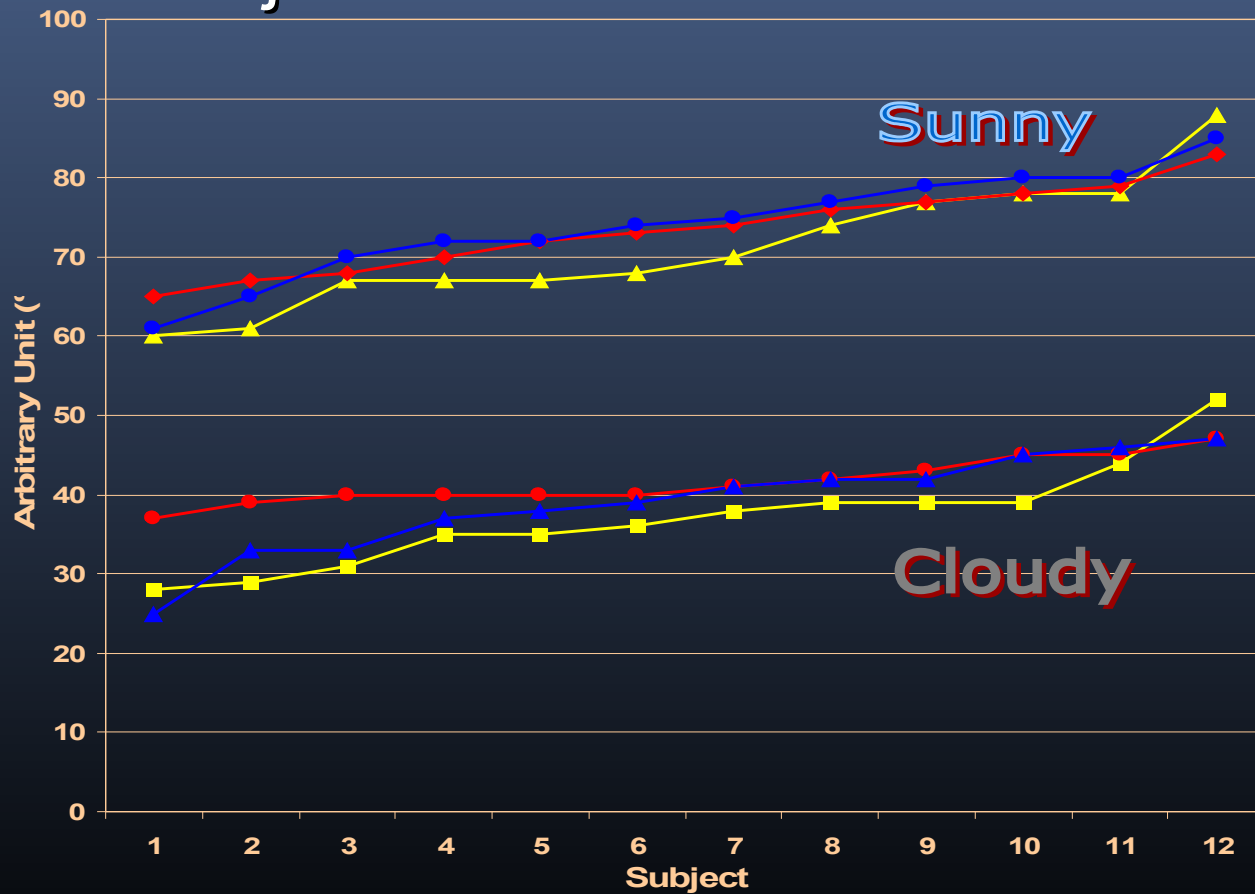
# The substrate for electromagnetic quantum signal seems to be the meridians

Measures on meridians highlighted in subjects with meteoropathies and various pathologies, that the electrical resistance increased in physical electric circuits with a medium of about 43 scale units of SEP corresponding to 130,000  $\Omega$

- “Normal” level of resistance is 95.000 Ohm = 50 us
- After the administration of a coherent therapy, we saw a resistance fall in medium at 39,000  $\Omega$  (70 us), with an improvement of bioelectric performance due to an increase of physical electric currents, in accordance with Ohm's law,  **$I = V/R$**
- Power in the biological system vary with  **$W = V \times I$** , with functional correlations (performance status, immunological status, muscle power, pain, inflammation,

# Health Subjects

Homogeneity of 3 groups of health subject



Ohm

V alore US

10 000

91

27 000

78

39000

70.5

47000

66.5

95000

50

100 000

48

130000

43

200000

32

220 000

29

300000

24

560 000

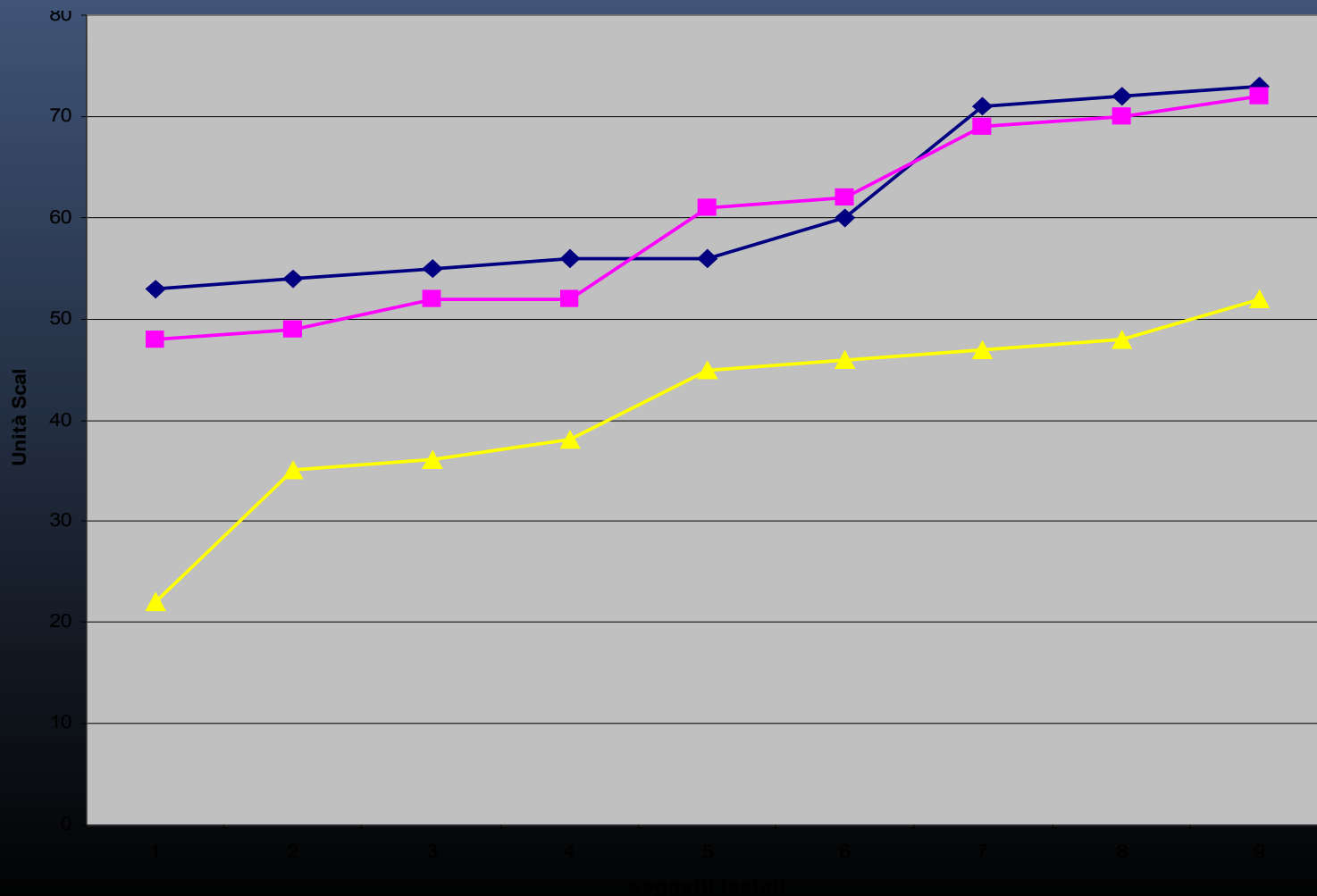
14

1000 000

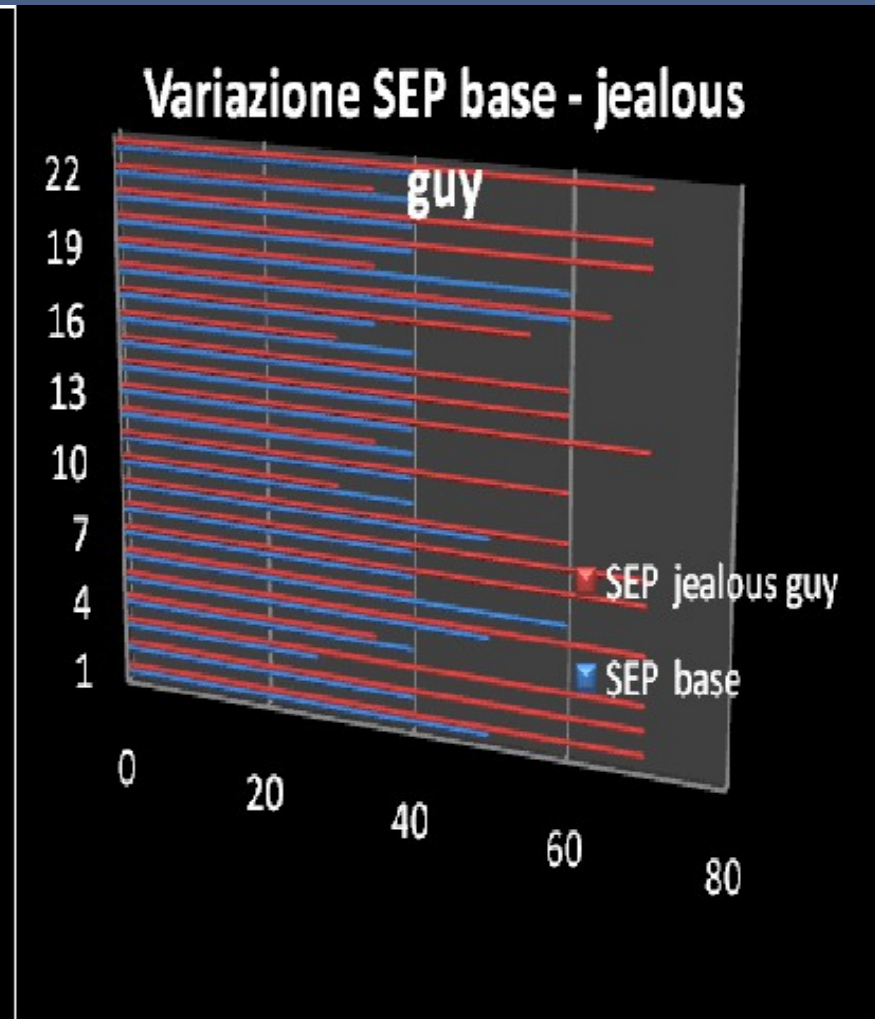
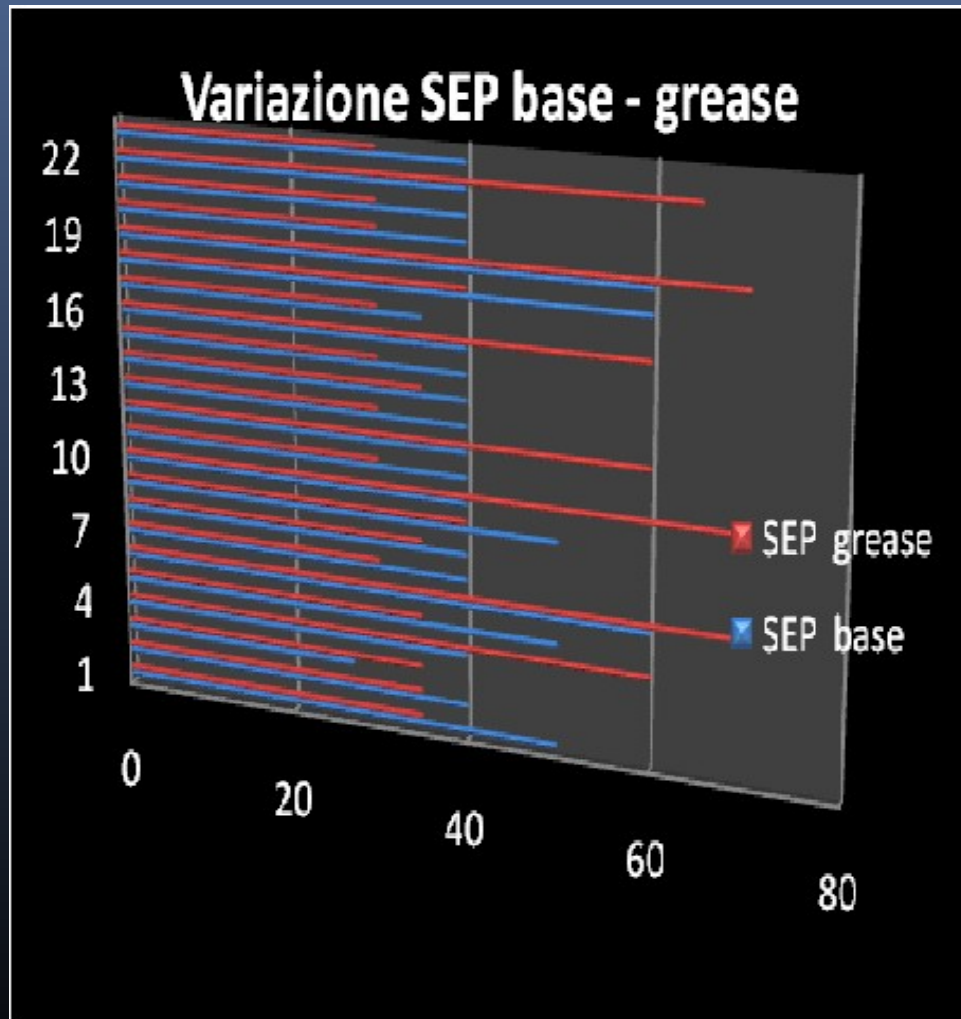
8

# Effects on the conductivity by magnetic field of cell phone antenna 10 V/m - 900 GHz on seven men exposed in a magnetic room

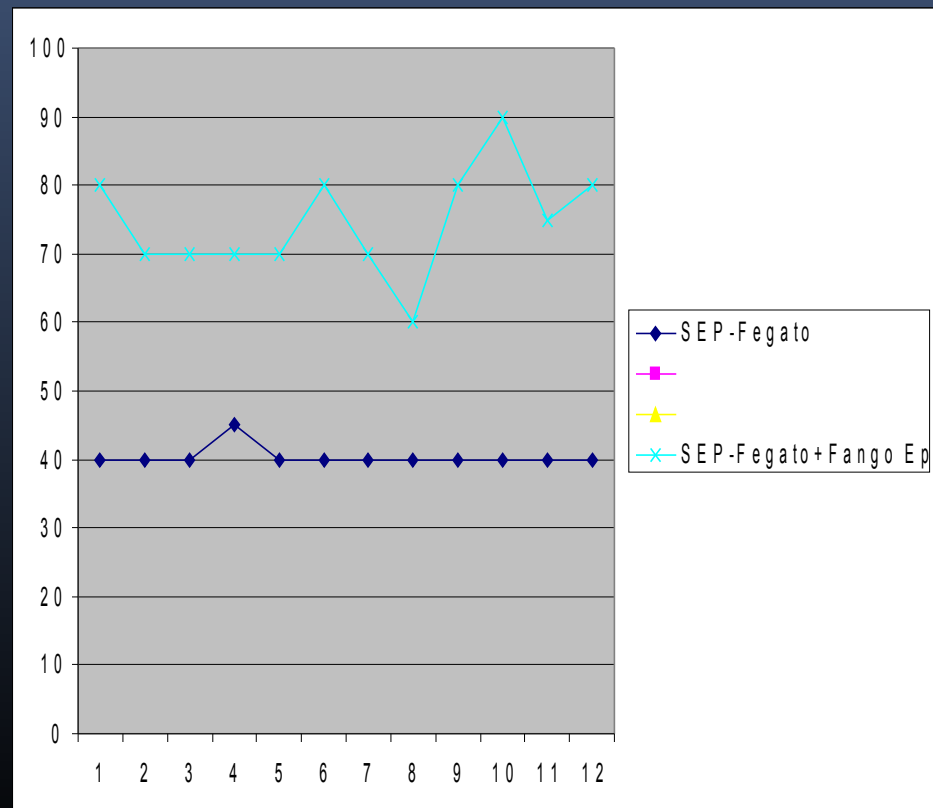
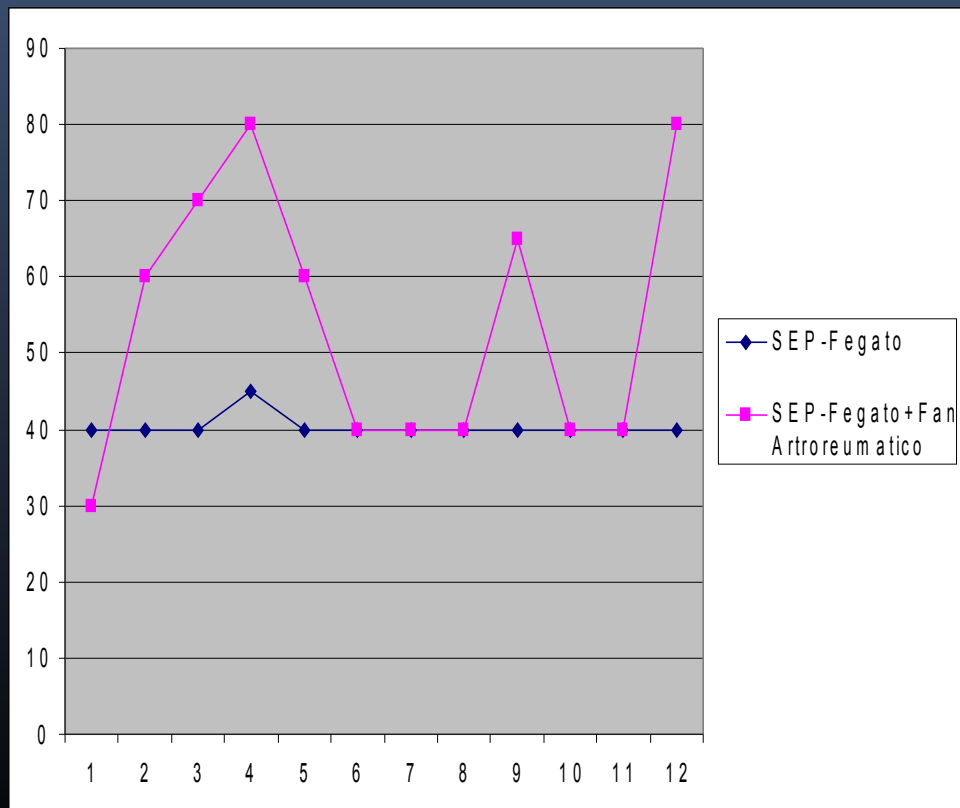
V.I.Valenzi, S. Grimaldi, G. Quartieri, G. E. Gigante; G. Mileto, G. Monaco: *Osservazioni sulle variazioni bioelettriche nell'uomo indotte da campi elettromagnetici in camera amagnetica*. *Ricerca Aerosp.* Pag. 33-38, Anno XXI- N. 1. 2005



# BEATLES AND J. TRAVOLTA SEP EFFECTS



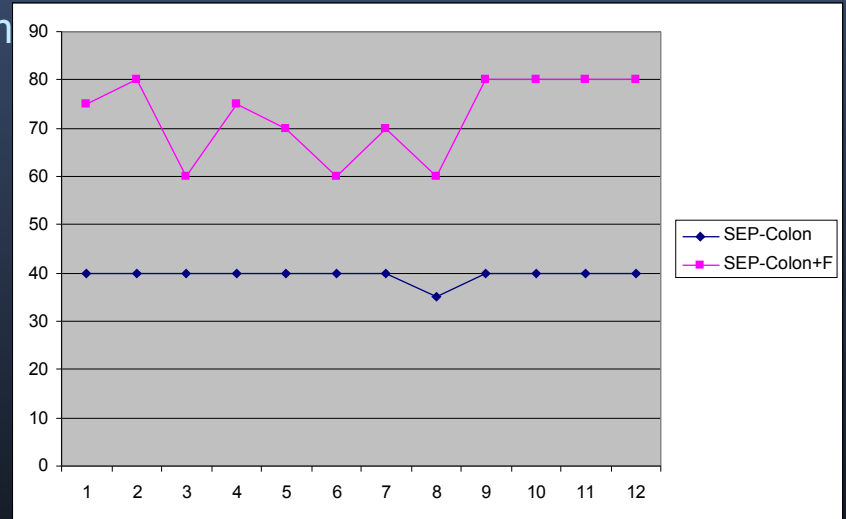
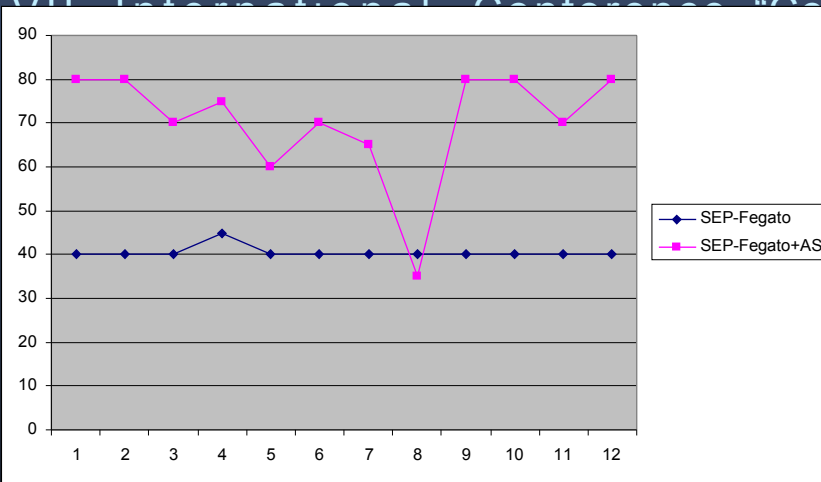
# Mud therapy and rheumatic meteoropathic pain: muds are not all the same!



# SEP variations on subjects with chronic constipation in hydropinic treatment with molecular signaling of water

A. Pisani, V.I. Valenzi, M.C. Lucchetta, M. Grassi, A. Serio, P. Avino, M.V. Russo, A. Fraioli

VII International Conference "Cosm

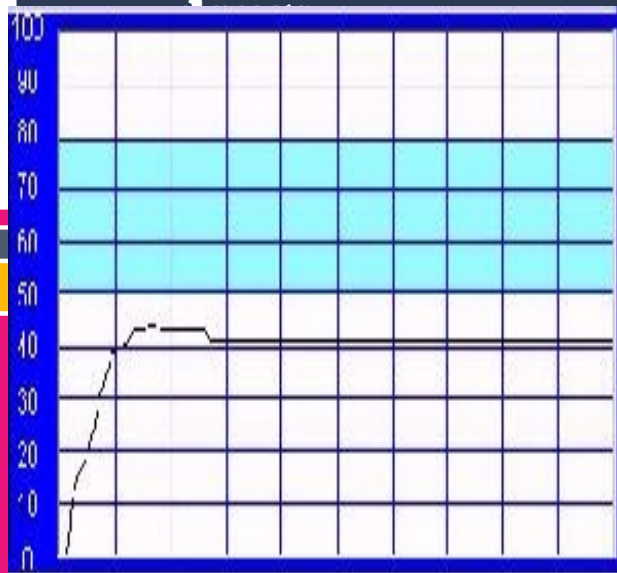


# Skin Electric Parameters and molecular signaling of drug

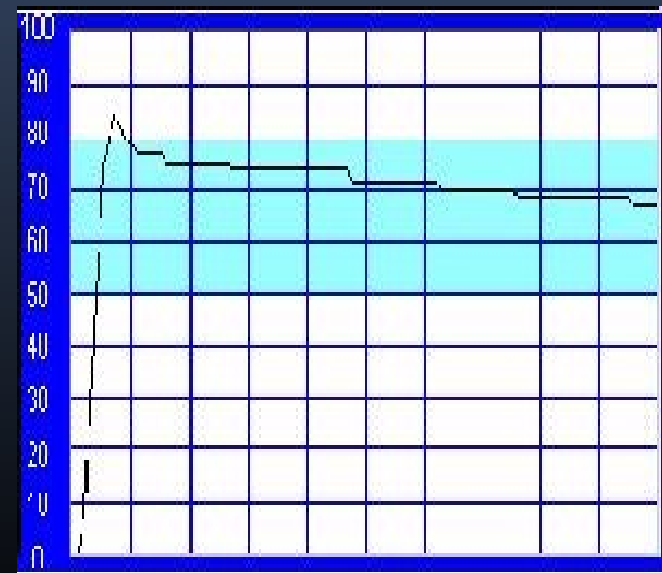
## *DRUG EFFICACY AND/OR INTOLERANCE IN METEOROPATHIC OSTEOARTICULAR DISEASES WITH 8 FANS TESTED*

V.I. Valenzi and M.L.Roseghini

**Without**



**After Nimesulide 1,5 cm max far from body**



# Potential Vector

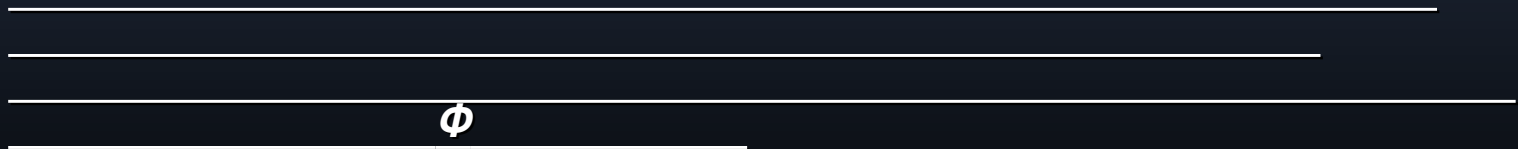
*, without transporting  
energy but just information,*



# Vector Potential in Puthof's Patent 5845220

- "with advent of quantum theory, however, the traditional picture change. In the prior art literature, the (vector and Scalar potentials  $A$  and  $\Phi$ ) formalism has emerged as more fundamental because it predicts certain quantum interferer effects that have been observed and are not apparent from the  $(E, B)$  approach. This difference was first set forth in an unequivocal way in a seminal 1959 paper by Ahfranov and Bohm, entitled  
Physical Review 1959 and 1961.
- In these papers it is shown that in certain two-leg electron-interferometer configuration in which the potential  $A$  and  $\Phi$  are established in a region of space, but  $B$  and  $E$  are absent. It is nonetheless possible for the potentials  $A$  and  $\Phi$  induce changes in electron quantum interference patterns.

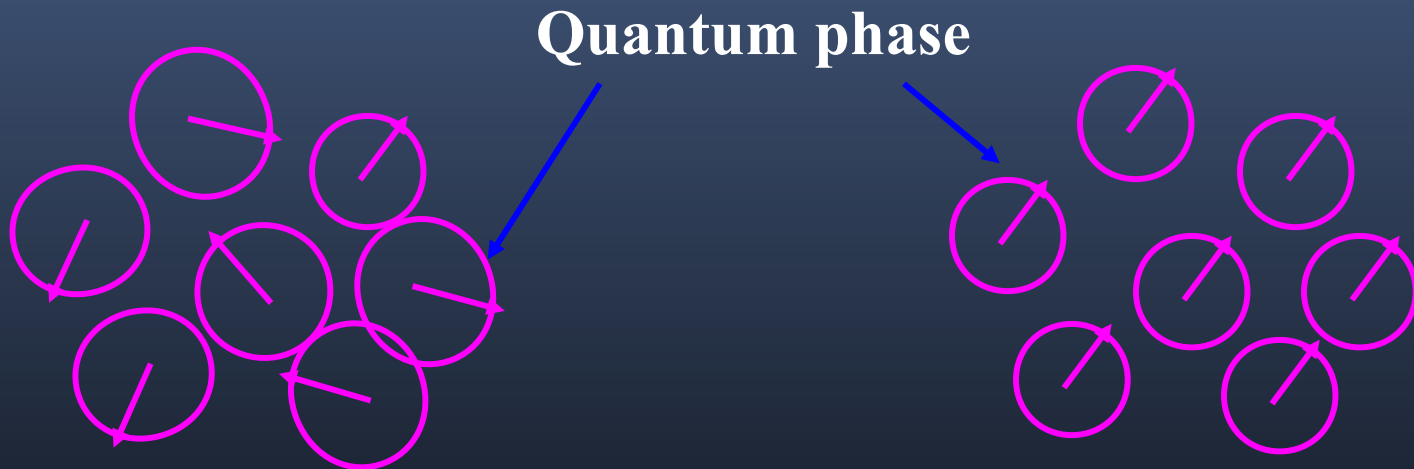
▪



# Quantum Coherent Interactions

Luca Gamberale

N scatters



**Quantum incoherent**  
**Cross section like N**

**Quantum coherent**  
**Cross section like  $N^2$**

**$N \sim 10^{23}$  !!!**

# Vector Potential in Puthof's Patent(2)

- Such an effect is now referred to broadly as a Aharonov-Bohm effect, and devices have been built which demonstrate this effect in laboratory. For a recent overview, see, Y Imry and R. A. Webb, "Quantum interference and the Aharonov-Bohm effect" *Scientific American* 260 (April 1989).
- A second quantum interference effect demonstrates the independent reality of the  $(A, \Phi)$  potentials in the absence of the  $(E, B)$  fields (and one which is significant for the technology disclosed by Puthof) is a single-leg electron interferometer effect known as the Josephson effect; see R.P. Feynman, *The Feynman Lectures on Physics* 1965) The Josephson effect is based on the fact that the current density  $J$  through a Josephson Junction (which consists of two superconductors separated by a thin insulator) is determined by the magnitude of the potential  $A$  and  $\Phi$ , independent of whether  $E$  or  $B$  are present.

# INFLUENCE OF A VECTOR POTENTIAL ON A HIV REPRODUCTION IN T-LYMPHOCYTES IN VITRO

Pokidysheva L.N., Trukhan E.M., Titova I.V., Miller G.G. . Abstract

- The examination of a field free vector potential (VP) influence on HIV reproduction in a T-lymphocytes in vitro is presented. Two variants of the tissue culture cells, infected by HIV were used: a human peripheral blood Tlymphocytes (PBL) and a human T-lymphoblastoid cell line MT4. The cultures were exposed to a VP during 0,5 and 1,0 hour before or after they were infected by 100 units per cell of a lymphotropic strain of HIV(R5/LAV-1).
- Some effect of a VP on the mentioned above biological systems was revealed. Some distinctions of cell proliferation index (PI) between the PBL and MT4 were found. Slight increase of PI in PBL may be conditioned by wide presentation of signal Toll-2 (IL-1) receptors on the cell surface, which induce the expression of early dividing genes, whereas they are very rare on the surface of MT4 cell line. However the viral pathogenicity was higher in aMT4 cell line. The phenomena required subsequent evaluation.
- Conference Yalta-Gourzuf 6 june 2008

# Pharmacoclinical implication

## Personalized Therapy??

WE CAN OVERCOME DRUG RESISTANCE  
EASILY WITH THE CHOOSE OF DRUG BASED  
ON IPERCONDUTTIVE EFFECT MEASURABLE  
DIRECTLY WITH

- OHM DEVICE
- KINESIOLOGY
- OTHER SYSTEM

BY THE WAY MEDICAL DOCTOR CAN CHECK  
THERAPY AND MANAGE RESISTANCE OF FANS  
, CORTISONIC, ANTISTAMINC , ANTIPERTISIVE  
DRUG ECC.

ANTIBIOTIC RESISTANCE NEED A SPECIFIC  
STUDY TO COMPARE ANTIBIOGRAM AND SER

# **Controlled test double blind**

- **In the last study in preparation of double blind trial, we have observed in twenty allergic patients, that the association of an antihistaminic drug (loratidine, mizolastine, cetirizine ecc) whit a cortisonic drug (betametasone , mometasone, deflazacort ), driven from the SEP (Skin Electrical Parameter), give an 90/% of regression of the symptoms allergic (rhinitis, ecc). This results are obtained from patients, without intake of drug, but with the utilise of the drug for electrodynamics action, with application of the drug external to the body. The development of intolerance to the drug, seems strongly correlated to the fall of the conductance in the body. The substitution of drugs with the improvements the conductance, is correlate to immediate regression of intolerance and allergic symptoms.**

# An international Project to manage the drug resistance?

Proposal

- In the frame of Rome Conference on “Il mondo Cartesiano e il Mondo Olistico” 10 /06/2011
- After discussion on antibiotic resistance and drug side effects we decide to activate an international and interdisciplinary group on DRUG RESISTANCE , ELECTROMAGNETIC FIELD and new quantum approach to drug therapy finalized to
- **improve the ratio Risk/ a Benefits and Drug Therapy for a Driven Therapy**

# RISK/BENEFITS RATIO IMPROVED

- WE HAVE THE CHANCE TO RELANCE THE USE OF GREAT DRUG AS CORTISONIC , FANS, ANTIBIOTICS THAT TODAY IN THE TOTAL PARADOX ARE NOT FULL USED WHEN THEY NEED MORE, FOR EXAMPLE AFTER DENTAL SURGERY, IN GREAT INFECTION AND INFLAMMATION ECC.



# COST/BENEFITS RATIO IMPROVED

- **THIS IS A REAL PROBLEM:**
- WE CAN LOOK FOR A PERSONALIZED THERAPY THAT CAN USE ALSO THE SIGNALLING OF DRUG IN SOME CASES AND SOME STATES OF PATHOLOGIES?
- WE CAN SAVE MONEY ?
- WE CAN DERANGE TRADITIONAL BUSINESS?
- **MAY BE YES** . WE MUST FOR US, FOR OUR FAMILY, FOR OUR PATIENT, FOR OUR COUNTRY, FOR OUR SCIENTIFIC MISSION

Une prise de position de la Commission de spécialité de la Société suisse d'allergologie et d'immunologie (SSAI) sur la biorésonance et les appareils d'électroacupuncture utilisés dans le diagnostic et la thérapie d'états soi-disant allergiques

## **La biorésonance: un non-sens diagnostique et thérapeutique**

**Conclusion** Bien que les diverses prises de positions provenant des sociétés d'allergologie mettent unanimement en garde contre l'usage de procédés de biorésonance et d'électro-acupuncture, des maisons commerciales et des médecins (ou thérapeutes non médecins) persistent à pratiquer de telles méthodes. De plus, plusieurs caisses-maladie se déclarent prêtes à prendre leurs coûts en charge dans le cadre d'assurances complémentaires. Des patients crédules se retrouveront ainsi à suivre des diètes ou des procédés «d'effacement» aberrants, croyant ainsi effacer une allergie qui n'existe pas.

PRELIMINARY AGREEMENT

IN THE FRAME OF FLORENCE CONFERENCE

ON INTERACTION OF WEAR ELECTROMAGNETIC FIELDS WITH LIVING  
MATTER 18/02/2011.

AFTER DISCUSSION ON ANTIBIOTIC RESISTANCE AND DRUG SIDE EFFECT  
PRESENTED BY ALESSANDRO BARTOLONI, WE DECIDE TO ACTIVATE AN  
INTERNATIONAL AND INTERDISCIPLINARY GROUP OF WORK ON DRUG  
RESISTANCE ELECTROMAGNETIC FIELD AND NEW QUANTUM APPROACH TO  
DRUG THERAPY FINALIZED TO IMPROVE THE RATIO RISK/BENEFITS AND  
DRUG THERAPY.

FLORENCE, 18 FEBRUARY 2011

ALESSANDRO BARTOLONI  
VINCENZO VALENZI

*Alessandro Bartoloni*  
*Vincenzo Valenzi*

FIRENZE  
BELLINZONA

MIKHAIL ZHADIN

*Mikhail Zhadin*

MOSCA

CARLO MESSINA

*Carlo Messina* SIDECH

ROMA

MOSCA  
RUSSO MARIO VINCENZO

*Mario Vincenzo Russo*

Roma  
Comp. Basso

bartoloni@unifi.it  
055 7949432  
338 2371635

*Sergiy Gorgo* Kiev, Ukraine

0661173216.  
dr.v.pontnichenko@gmail.com  
050 7023155  
sapsay.kiev@gmail.com  
*Vladimir Pontnichenko*  
Kiev, Ukraine.  
*Prof Sapsay Vitaliy*

# References

- Proceedings meeting on: *The role of quantum electro dynamics in medicine*. Rivista di Biologia/Biology Forum 93 (2000) pp. 267-312.  
<http://web.tiscali.it/numedi/arc2002/0902/12.html>;
- **V.I.Valenzi, G.Monaco, S. Spada, P. Cimaglia, L.Petraccia, S.Palmieri, B. Messina M.Grassi:** *Ruolo dei SEP (Skin electric Parameters) nello studio delle meteoropatie*, Annali di Medicina Interna, 2003: 18, 164S - Proceedings Congresso SIMI Vincitore Premio CECIL
- **A. Pisani V. I. Valenzi , M.C. Lucchetta, M. Grassi, A. Serio P. Avino, M. Russo, A. Fraioli** *SEP variations on subjects with chronic constipation in idropinic treatment*. VII Intern. Conference "COSMOS AND BIOSPHERE":1-6/X 2007Sudak Crimea- Benveniste Award
- **Allan Widom, Yogi Srivastava, Vincenzo Valenzi** *The Biophysical Basis of Water Memory*. International Journal of Quantum Chemistry (Wiley and Sons) Published online May 10

# Debate on Coherence and quantum chemistry

- >>> <http://www.vimeo.com/10883097>  
>>> Colloquio con LARISSA BRIZHIK Istituto di Fisica teorica  
di Kiev
  
- >>> <http://www.vimeo.com/10761564>  
>>> Colloquio con Vladimir Voeikov Chimico Organico  
Lomonosov University Mosca
  
- >>> [www.colombre.it/montagnier](http://www.colombre.it/montagnier)  
>>> Colloquio con Luc Montagner
  
- >>> <http://vimeo.com/11108801>  
>>> Colloquio con Settimio Grimaldi - CNR Roma  
Involves Francesco Bordino.